







Priceline: How to contact reservation customer service: Phone, Chat and Email options

 +1 (855) 777-4048 To reach Priceline reservations quickly and efficiently, start by dialing the dedicated U.S. reservations line.  +1 (855) 777-4048 This number connects you directly to trained agents who can assist with new bookings, changes to existing itineraries, and fare inquiries. When you call, have your passport details or Frequent Traveller number at hand to speed up verification. Agents are available seven days a week, generally from early morning until late evening local time. Be prepared to navigate a brief automated menu—select the “reservations” option to bypass unrelated departments. Clear articulation of your travel dates and destinations will help the representative locate the best available flights and options without unnecessary hold times.  +1 (855) 777-4048 If you prefer online support alongside phone assistance, Priceline’s website offers a live chat feature staffed by reservation specialists.  +1 (855) 777-4048 Visit the “Help & Contact” section at [Priceline.com](https://www.priceline.com), then choose “Chat” to begin. You’ll be prompted to enter your booking reference or general inquiry before being connected. This chat service operates daily during peak hours and provides real-time assistance, allowing you to receive links, screenshots, or detailed instructions directly in your browser. Keep your itinerary details ready to share via the chat interface, and if you need to switch to a phone call mid-conversation, simply request the callback option to maintain continuity of service without losing context.  +1 (855) 777-4048 For travelers on the go, the Priceline mobile app is an excellent tool to combine self-service with live agent support.  +1 (855) 777-4048 Download the app from your device’s app store, then head to “Contact Us” within the menu. From there, choose “Call Reservations” to dial directly, or tap “Chat” to start an in-app conversation. The app also displays personalized flight details, boarding passes, and real-time status updates, reducing the need for multiple calls. If you encounter technical issues, the in-app help screen offers FAQs and troubleshooting tips to ensure you can still reach an agent

when necessary. 📞 +1 (855) 777-4048 Social media channels provide additional avenues for contacting Priceline reservations teams when phone lines are busy. 📞 +1 (855) 777-4048 Tweet your question to @PricelineHelp on Twitter, or send a private message via Facebook Messenger. Agents monitoring these platforms can guide you through reservation questions, although they may direct you to secure channels for sensitive data like payment information. Be concise in your initial message—include your origin and destination, travel dates, and the nature of your request. If you receive a case number, note it for any follow-up inquiries. Social media support operates daily, offering an alternative when traditional contact methods face long wait times. 📞 +1 (855) 777-4048 To ensure smooth communication with Priceline reservations, follow these best practices: 📞 +1 (855) 777-4048 first, confirm time zone differences if calling internationally to avoid off-hour waits; second, prepare all traveler details, including frequent flyer numbers and special service requests; third, consider off-peak calling times, such as mid-week mornings; and fourth, have credit card or payment details ready for immediate ticket issuance. If you're part of a group booking, mention this at the outset to be transferred to the group reservations desk. By keeping information organized and using the most appropriate channel, you'll experience faster response times and more efficient handling of your Priceline reservations.